



Smeg (UK) Limited.  
3 Milton Park, Abingdon  
Oxen OX14 4RN  
[www.smeguk.com](http://www.smeguk.com)

Tel. 0870 9909907



**FIRES 2007 - 2008**

### **SMEG PHILOSOPHY**

*UNDERSTATED LINES, PERFECT IN THEIR SIMPLICITY, THIS IS WHAT MAKES SMEG PRODUCTS REFINED AND ELEGANT, BEYOND THE PASSING FADS OF FASHION. DISTINCTIVE DOMESTIC APPLIANCES WHICH ARE BORN OUT OF THE COMMITMENT TO PURSUE OUR MISSION WITH PASSION, NEVER FORGETTING THAT EVEN THE SMALLEST DETAIL MERITS OUR ATTENTION. A PERFECT UNDERSTANDING OF MATERIALS AND TECHNOLOGY COMBINED WITH OUR TIRELESS AMBITION MEANS WE AIM TO REACH AESTHETIC PERFECTION AND THE HIGHEST LEVELS OF SAFETY.*





SMEG ARE PROUD TO INTRODUCE THEIR NEW RANGE OF FLUELESS GAS FIRES. THESE PRODUCTS ARE THE PERFECT EXTENSION TO THE SMEG RANGE OF DESIGNER LED APPLIANCES THAT ENHANCE BOTH THE KITCHEN AND NOW THE REST OF YOUR HOME.

BOTH FUNCTIONAL AND BEAUTIFUL, THE FIRES COMBINE TECHNOLOGY WITH STYLE AND HAVE BEEN DEVELOPED TO INSPIRE YOUR IDEAS FOR EXPANDING YOUR LIVING SPACE, WHILE AT THE SAME TIME OFFERING EXCITING INNOVATION THAT WILL AROUSE YOUR MOOD AND COMPLEMENT YOUR LIFESTYLE.

WITH NO RECESS, CHIMNEY OR FLUE REQUIRED SMEG'S FLUELESS FIRES ARE DESIGNED TO SIMPLY HANG ON ANY WALL. FLUELESS FIRES CONVERT 100% GAS TO HEAT REDUCING FUEL COSTS, WHICH CONTRIBUTES TO A GREENER AND FRIENDLY ENVIRONMENT BY UTILISING THE LATEST IN CATALYTIC TECHNOLOGY.

RETRO, CLASSIC AND LINEAR STYLES TO FIRE YOUR IMAGINATION.

- No chimney or flue required
- 100% efficient, reducing fuel costs
- Simply hang on the wall, no recess needed
- Catalytic technology
- Can be installed on virtually any interior or exterior wall
- Cleans circulating air of unwanted particles helping neutralise odours and allergens
- No hearth required



### 50'S STYLE RETRO L30FAB

Fire Type	Flueless Landscape
Minimum Room Size	30m <sup>3</sup>
Gas Group	G20 Natural Gas CAT I2H
Ventilation Required	100cm <sup>2</sup>
Gas Inlet restrictor elbow	8mm
Ignition	Piezo Spark
Safety	Oxygen Depletion Sensor Flame Failure Device

Inlet Pressure ( $\pm 2.0$ mbar)	20 mbar
Max Energy Input (Gross)	2.6 kW
Max Energy Input (Net)	2.35 kW
Max Gas Rate	0.25 m <sup>3</sup> /h
Min Energy Input (Gross)	1.5 kW
Min Energy Input (Net)	1.35 kW
Pilot Energy Input (Gross)	166 W
Pilot Energy Input (Net)	150 W

Dimensions (H x W x D)	550mm x 800mm x 186mm
------------------------	-----------------------

Colour Options	Red L30FABRE Cream L30FABCR Black L30FABBL Silver L30FABSI
----------------	---



**LINEAR SERIES PORTRAIT**  
P23LIN

<i>Fire Type</i>	<i>Flueless Portrait</i>
<i>Minimum Room Size</i>	<i>23m<sup>3</sup></i>
<i>Gas Group</i>	<i>G20 Natural Gas CAT I2H</i>
<i>Ventilation Required</i>	<i>100cm<sup>2</sup></i>
<i>Gas Inlet restrictor elbow</i>	<i>8mm</i>
<i>Ignition</i>	<i>Piezo Spark</i>
<i>Safety</i>	<i>Oxygen Depletion Sensor Flame Failure Device</i>

<i>Inlet Pressure (± 2.0 mbar)</i>	<i>20 mbar</i>
<i>Max Energy Input (Gross)</i>	<i>2.0 kW</i>
<i>Max Energy Input (Net)</i>	<i>1.8 kW</i>
<i>Max Gas Rate</i>	<i>0.20 m<sup>3</sup>/h</i>
<i>Min Energy Input (Gross)</i>	<i>1.0 kW</i>
<i>Min Energy Input (Net)</i>	<i>0.9 kW</i>
<i>Pilot Energy Input (Gross)</i>	<i>166 W</i>
<i>Pilot Energy Input (Net)</i>	<i>150 W</i>

*Dimensions (H x W x D)* 590mm x 526mm x 149mm

**LINEAR SERIES LANDSCAPE**  
L23LIN

<i>Fire Type</i>	<i>Flueless Landscape</i>
<i>Minimum Room Size</i>	<i>23m<sup>3</sup></i>
<i>Gas Group</i>	<i>G20 Natural Gas CAT I2H</i>
<i>Ventilation Required</i>	<i>100cm<sup>2</sup></i>
<i>Gas Inlet restrictor elbow</i>	<i>8mm</i>
<i>Ignition</i>	<i>Piezo Spark</i>
<i>Safety</i>	<i>Oxygen Depletion Sensor Flame Failure Device</i>

<i>Inlet Pressure (± 2.0 mbar)</i>	<i>20 mbar</i>
<i>Max Energy Input (Gross)</i>	<i>2.0 kW</i>
<i>Max Energy Input (Net)</i>	<i>1.8 kW</i>
<i>Max Gas Rate</i>	<i>0.20 m<sup>3</sup>/h</i>
<i>Min Energy Input (Gross)</i>	<i>1.3 kW</i>
<i>Min Energy Input (Net)</i>	<i>1.15 kW</i>
<i>Pilot Energy Input (Gross)</i>	<i>166 W</i>
<i>Pilot Energy Input (Net)</i>	<i>150 W</i>

*Dimensions (H x W x D)* 482mm x 702mm x 149mm



### CLASSIC PORTRAIT P23CL

<i>Fire Type</i>	<i>Flueless Portrait</i>
<i>Minimum Room Size</i>	<i>23m<sup>3</sup></i>
<i>Gas Group</i>	<i>G20 Natural Gas CAT I2H</i>
<i>Ventilation Required</i>	<i>100cm<sup>2</sup></i>
<i>Gas Inlet restrictor elbow</i>	<i>8mm</i>
<i>Ignition</i>	<i>Piezo Spark</i>
<i>Safety</i>	<i>Oxygen Depletion Sensor Flame Failure Device</i>

<i>Inlet Pressure (± 2.0 mbar)</i>	<i>20 mbar</i>
<i>Max Energy Input (Gross)</i>	<i>2.0 kW</i>
<i>Max Energy Input (Net)</i>	<i>1.8 kW</i>
<i>Max Gas Rate</i>	<i>0.20 m<sup>3</sup>/h</i>
<i>Min Energy Input (Gross)</i>	<i>1.0 kW</i>
<i>Min Energy Input (Net)</i>	<i>0.9 kW</i>
<i>Pilot Energy Input (Gross)</i>	<i>166 W</i>
<i>Pilot Energy Input (Net)</i>	<i>150 W</i>

*Dimensions (H x W x D)* 590mm x 526mm x 149mm

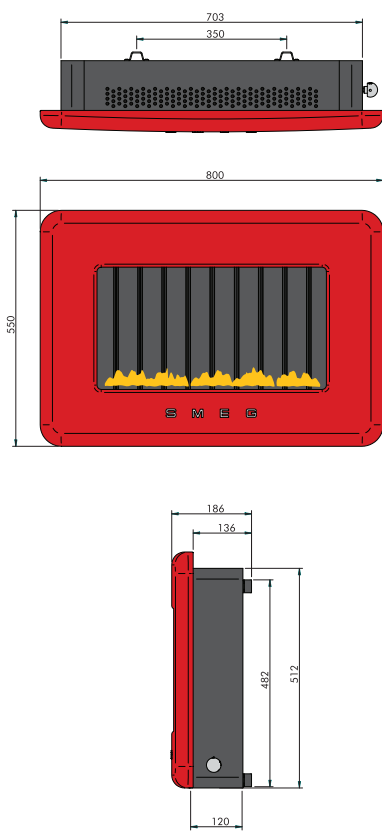
### CLASSIC LANDSCAPE L23CL

<i>Fire Type</i>	<i>Flueless Landscape</i>
<i>Minimum Room Size</i>	<i>23m<sup>3</sup></i>
<i>Gas Group</i>	<i>G20 Natural Gas CAT I2H</i>
<i>Ventilation Required</i>	<i>100cm<sup>2</sup></i>
<i>Gas Inlet restrictor elbow</i>	<i>8mm</i>
<i>Ignition</i>	<i>Piezo Spark</i>
<i>Safety</i>	<i>Oxygen Depletion Sensor Flame Failure Device</i>

<i>Inlet Pressure (± 2.0 mbar)</i>	<i>20 mbar</i>
<i>Max Energy Input (Gross)</i>	<i>2.0 kW</i>
<i>Max Energy Input (Net)</i>	<i>1.8 kW</i>
<i>Max Gas Rate</i>	<i>0.20 m<sup>3</sup>/h</i>
<i>Min Energy Input (Gross)</i>	<i>1.3 kW</i>
<i>Min Energy Input (Net)</i>	<i>1.15 kW</i>
<i>Pilot Energy Input (Gross)</i>	<i>166 W</i>
<i>Pilot Energy Input (Net)</i>	<i>150 W</i>

*Dimensions (H x W x D)* 480mm x 702mm x 149mm

**50'S STYLE RETRO**  
L30FAB



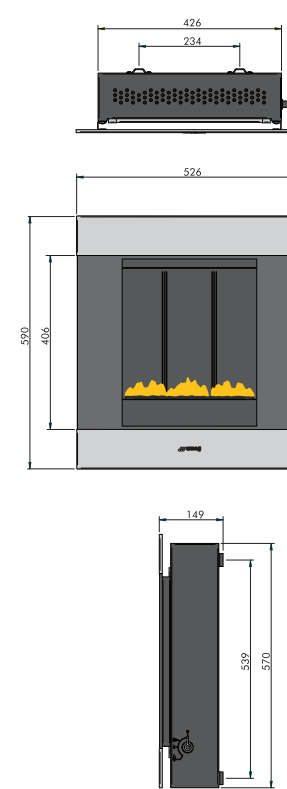
**LINEAR SERIES PORTRAIT**  
P23LIN



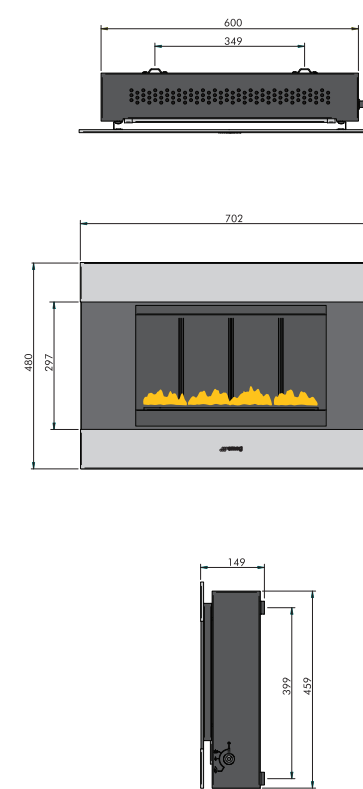
**LINEAR SERIES LANDSCAPE**  
L23LIN



**CLASSIC PORTRAIT**  
P23CL



**CLASSIC LANDSCAPE**  
L23CL



#### CAN I HAVE A FLUELESS GAS FIRE?

Flueless fires are the perfect flat wall, no chimney solution to instant warmth that simply hangs on the wall. The technology provides a flexible design for your house or apartment, allowing you to install a fire not only in the living room, but also the dining room, office, study and kitchen\*. If you have a natural gas supply, and can run a standard 8mm gas pipe to the fire installation point, while ensuring you have the minimum room size and adequate ventilation you can benefit from this technology.

\* Flueless fires are not permitted in the bathroom.

#### HOW DOES IT WORK?

Flueless fires incorporate the latest gas fire technology and do not require a chimney or flue to operate. Instead, the combustion gases pass through a catalytic converter system, positioned at the top of the appliance. The catalytic converter works so effectively that the air coming out is cleaner than the air going in.

#### HOW LONG DOES THE CATALYTIC CONVERTER LAST?

Independent tests commissioned to establish the life expectancy of a catalytic converter have proved that even after 16,957 hours (approximately equivalent to 27 years and 8 months of normal use)\* the catalytic converter is as effective as when it is new.

\* Calculation is based on the assumption of 4 hours a day for 5 months of the year.

#### ARE THEY SAFE?

For complete safety and peace of mind all of our fires incorporate an Oxygen Depletion Sensor (ODS), which detect when the oxygen levels in the room fall below a specified level and cause the pilot flame to lift away from the sensing probe. This activates the Flame Failure Device (FFD), which cuts off the gas supply to the fire and renders the appliance safe. For additional safety, all of our flueless fires are fitted with a catalytic converter system to ensure excellent levels of air quality.

#### WHAT VENTILATION IS REQUIRED?

Most heating appliances need ventilation to maintain the correct level of oxygen in the room. All flueless appliances installed in the UK require 100cm<sup>2</sup> of additional purpose provided ventilation.

#### WHAT ABOUT CONDENSATION IN THE ROOM?

All flueless fires are designed to supplement central heating and should be used only as a secondary source of heat. Therefore the background ambient temperature of the room will prevent any moisture from condensing on colder surfaces such as single glazed windows.

#### WHAT ABOUT INSTALLATION AND SERVICING?

All gas fires must be installed by a CORGI Registered Engineer. Flueless fires are very popular with fitters as they are relatively simple to install and can be fitted for literally a fraction of the cost and time it takes to fit a conventional gas fire.

#### DETERMINATION OF ROOM SIZE

There is a quick and simple calculation that will allow you to determine the maximum fire for your chosen room.

First, measure the length, width and height of your room (in feet). Where dimensions include inches, convert these to fractions (see example). Multiply the three values together and then divide by a conversion factor of 35.3

The result is the cubic capacity in metres of your room. This will determine which fires' heat output is appropriate for your room size. This is only a guide and it is perfectly acceptable to choose a fire with a lower heat output for aesthetic reasons, however, you must not select a fire with a heat output that is rated for a greater room size.

Calculation of room size (m<sup>3</sup>) = L x W x H (feet) / 35.3

Example:

Calculating the maximum fire for a room measuring

10' 4" (length) X 11' 7" (width) X 8' (height)  
Converting inches to feet, there are 12" in one foot so 4" = 4/12 = 0.33

So, max. room size = (10.33 x 11.58 x 8) / 35.3 = 27.11m<sup>3</sup>

Therefore, the 23m<sup>3</sup> model in either landscape or portrait format is the right fire for this room specification.

#### CHOOSING A LOCATION

Having selected the correct gas fire you will need to choose a location. First ensure that a gas supply can be run to your desired location. The fires generally can be mounted onto almost any flat surface. There must be a minimum of 100mm clearance to the sides of the fire, 800mm to the ceiling, 500mm in front and clearance to a solid floor must be 60mm.

#### ENSURE THERE IS ADEQUATE VENTILATION IN THE ROOM

Check to see if an air brick / air vent is located in your room, a lot of new homes will have an air brick already fitted. If your room does not have an air vent fitted that is a minimum of 100cm<sup>2</sup>, vented directly to the outdoors, then one will need to be installed. Modern air vents allow such ventilation into a room but will stop draughts, light and insects coming through. They are also less draughty than a conventional flue / chimney.

#### ECO FRIENDLY – REDUCING THE GREENHOUSE EFFECT

We all have a part to play in making our homes more environmentally friendly and flueless technology has been awarded five stars for eco value for money by

leading eco-consultant Donnachadh McCarthy.

#### Article from the Sunday Times, 2006:

'If the 15 million flued gas fires in the UK were replaced with flueless fires, we would save 40,260,000,000kW of gas every year which would in turn reduce carbon dioxide emissions by over 7,649,400 tonnes every year.\*'

\*Calculation based on the assumption of 4 hours use per day for 5 months.

A flueless fire converts 100% of the gas to heat unlike an open or coal fire which can convert as little as 10%. Typically, running costs are less than 5 pence per hour on high, which is approximately a third of the running cost of a conventional gas fire. By choosing a flueless fire, it is possible to make a real contribution towards reducing global warming and lower gas bills.

#### TO SUMMARISE...

- No chimney or flue required
- 100% efficient, reducing fuel costs
- Simply hang on the wall, no recess needed
- Catalytic technology
- Can be installed on virtually any interior or exterior wall
- Cleans circulating air of unwanted particles helping neutralise odours and allergens
- No hearth required

Whereas every effort has been made to ensure that the information contained in our literature is correct at time of going to print, this brochure should not be regarded as an infallible guide to current specification, nor does it constitute an offer for the sale of any particular product.